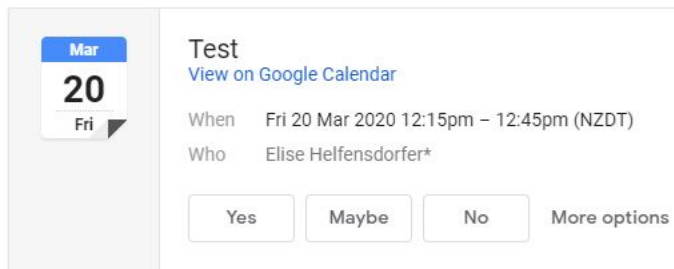


How to accept a video call via Teams

1) Open your email to find a video request from the EP

Your email will look like this-



[Join Microsoft Teams Meeting](#)



+61 2 8318 0024 Australia, Sydney (Toll)

Conference ID: 347 538 874#

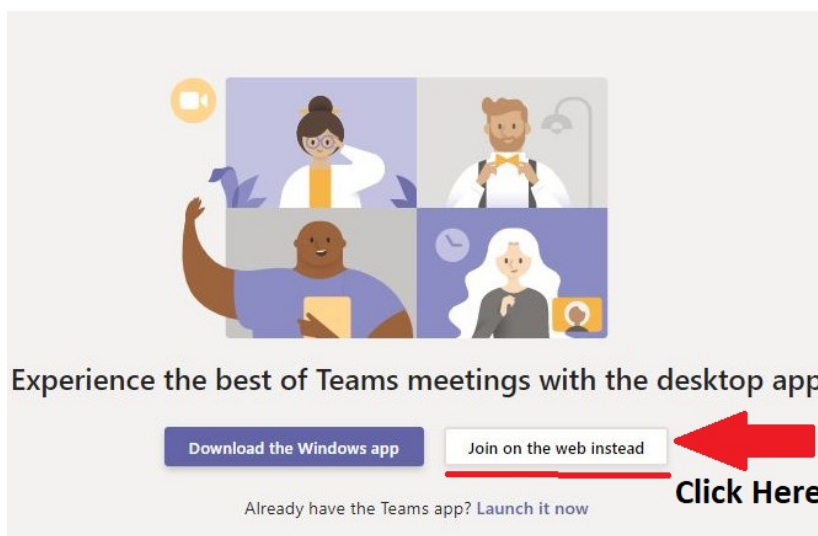
[Local numbers](#) | [Reset PIN](#) | [Learn more about Teams](#) | [Meeting options](#)

Join with a video conferencing device

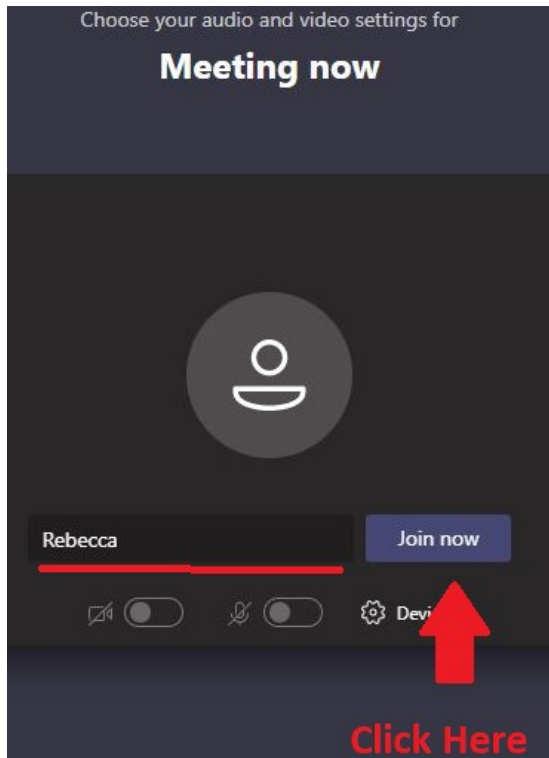
teams@unsw.onpexip.com VTC Conference ID: 1342275237

[Alternate VTC dialing instructions](#)

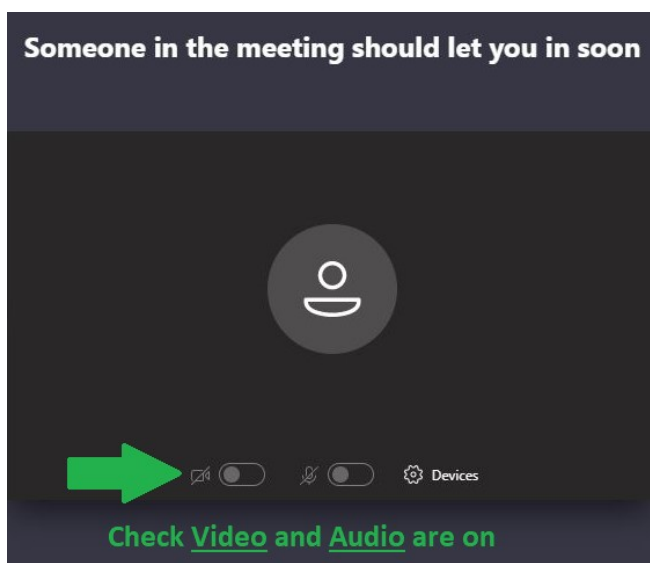
2) Next you will see the below. If you get a message “Open Microsoft Teams” select cancel



3) This will take you to the meeting to where you will be able to request to join



4) Ensure Video and Audio are on. You will be able to check this once the call has been accepted.



5) Then your Accredited Exercise Physiologist accepts the call and you can start the consult.

